



Improving your PERFORMANCE

520DiN/R2 IP66 washdown high accuracy dispenser

Technical Information

- Single channel dispensing pump which uses continuous tubing
- Recommended accuracy of +/- 1% or better
- Dial-up flow rates from 0.04 microlitres/min to 4.8 litre/min
- Calibration by weight or by volume
- "Suck-back" facility eliminates drips at dose end
- RS485 control via serial communications
- Simple security protection code protects set functions. Comprehensive security protection can be incorporated to protect dispensing parameters and calibration values
- Up to 50 dispensing programs including dose parameters and calibration, can be stored in the memory with full file name
- 520R2 pumphead features large swept volume with sprung rollers for high accuracy, low shear pumping. Accepts 2.4 wall thickness tubing in six bore sizes

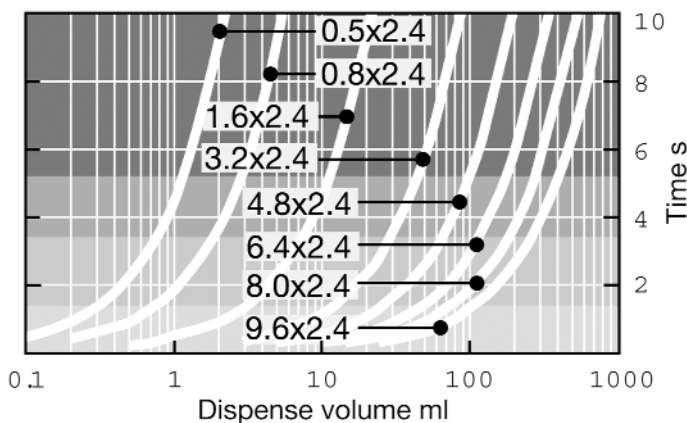


520DiN/R2 recommended dose sizes (ml)

Maximum speed	Tube bore	1.6mm	3.2mm	4.8mm	6.4mm	8.0mm	9.6mm
300rpm	Minimum dose	1ml	3.5ml	8.0ml	14ml	22ml	32ml
	Maximum dose	15ml	55ml	125ml	250ml	350ml	500ml

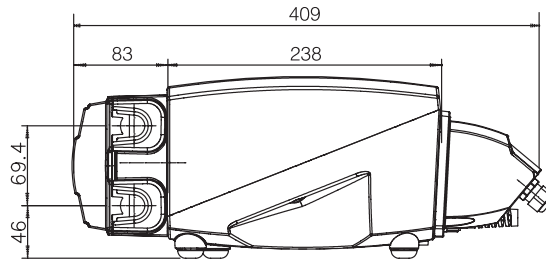
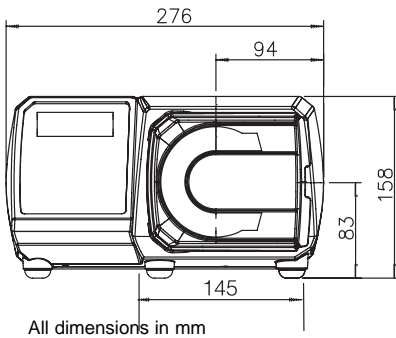
520DiN/R2 flow rates (ml/min)

Tube bore	1.6mm	3.2mm	4.8mm	6.4mm	8.0mm	9.6mm
0.1 to 300rpm	0.04-130	0.18-530	0.40-1200	0.70-2100	1.1-3300	1.6-4800



Dispense volume against time for the 520DiN/R2 pump with a selection of tubes. Dispensing accuracy is indicated by the background shade

- within $\pm 5.0\%$
- within $\pm 2\%$
- within $\pm 1.0\%$
- within $\pm 0.5\%$



All dimensions in mm

520DiN/R2 IP66 washdown high accuracy dispenser

Order information			
Pump	Specification	Power Supply	Product number
520DiN/R2	0.1 to 350rpm	100-120V/220-240V 50/60Hz 1ph 100VA	050.717N.2L0*
*Replace 0 with A, E or U for American, European or UK mains lead			

Tube ordering codes				
2.4mm wall tubing for 520DiN/R2 dispenser				
Tube/bore (mm)	Bioprene	Marprene	Platinum Silicone	
1.6	903.0016.024	902.0016.024	913.A016.024	
3.2	903.0032.024	902.0032.024	913.A032.024	
4.8	903.0048.024	902.0048.024	913.A048.024	
6.4	903.0064.024	902.0064.024	913.A064.024	
8.0	903.0080.024	902.0080.024	913.A080.024	
9.6	903.0096.024	902.0096.024	913.A096.024	

Specification

Weight	10.7kg
Operational Temperature range	5°C to 40°C
Noise	<70dBb(A) at 1m
Standards	CE, cETL-US
Supply	110V/230V 1ph, 50/60Hz

Materials of Construction

Drive casework	Pressure die-cast aluminium LM24
Casework coating	Alocrom pre-treatment, exterior grade polyester powder coat
Keypad	Polyester
Switch plate	Glass filled ABS plastic
Gearbox nose	Aluminium LM24M
Drive shaft	Electroless nickel plated carbon steel
Track	PPS (polyphenylene sulfide) with 65% glass fibre and mineral fill
Rotor body and tube clamps	PPS (polyphenylene sulfide) 50% glass filled+15% mineral
Springs, spindles and main rollers	Stainless steel 316S11 to S13
Guide rollers	Acetal copolymer
Guard	Polycarbonate, clear



Watson-Marlow-Bredel Pumps
 Falmouth
 Cornwall
 England
 TR11 4RU
 Tel: +44 (0) 1326 370370
 Fax: +44 (0) 1326 376009
 www.watson-marlow.com
 Email support4gb@watson-marlow.co.uk

All flow rates shown were obtained pumping water at 20C (68F) with zero suction and delivery heads.

Watson-Marlow, Bioprene and Marprene are trademarks of Watson-Marlow Limited.

Disclaimer: The information contained in this document is believed to be correct but Watson-Marlow Limited accepts no liability for any errors it contains, and reserves the right to alter specifications without notice. © Chem-Sure and © STA-PURE is a registered trademark of W.L Gore & Associates Inc.

Please state the product code when ordering pumps and tubing.